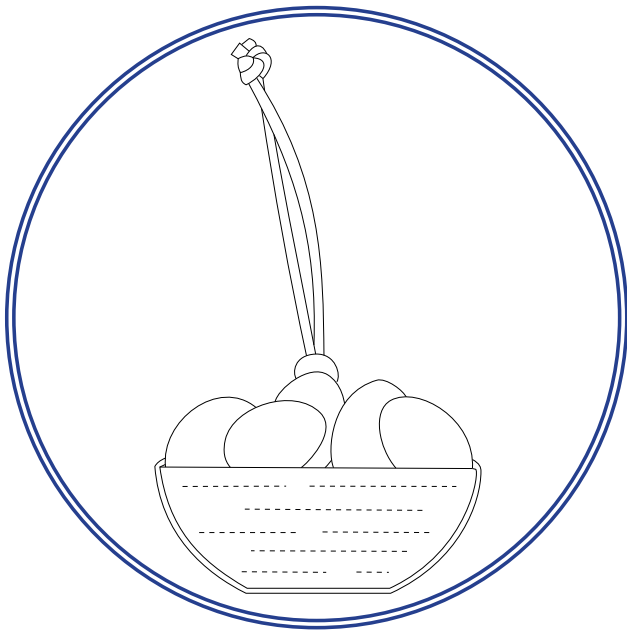



La corbeille d'œufs



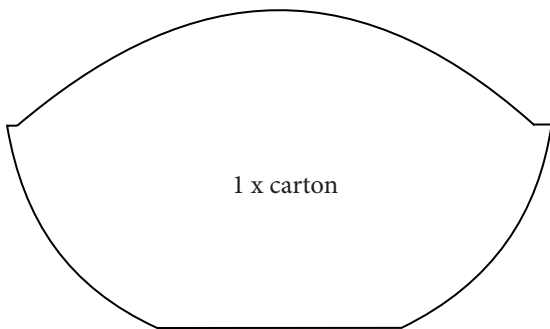
Fournitures :

Carton de 1mm
Tissu marron pour le devant
Tissu fantaisie pour l'arrière
Molleton et ouate de rembourrage
Feutrine (5 couleurs)
Cotton à broder marron foncé et couleurs assorties aux
feutrines
42 cm de cordon pour le tour
1 Perle

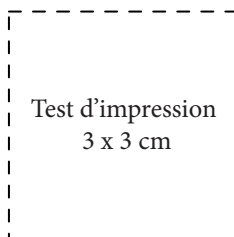


Point arrière
1 fil

1 x carton
1 x molleton




1 x carton

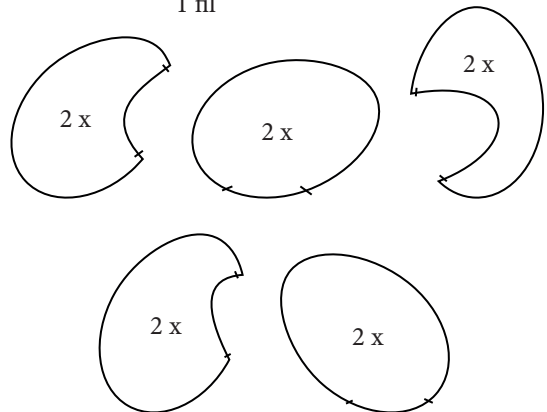


Test d'impression
3 x 3 cm

Position des œufs



Point de feston
1 fil



Feutrine

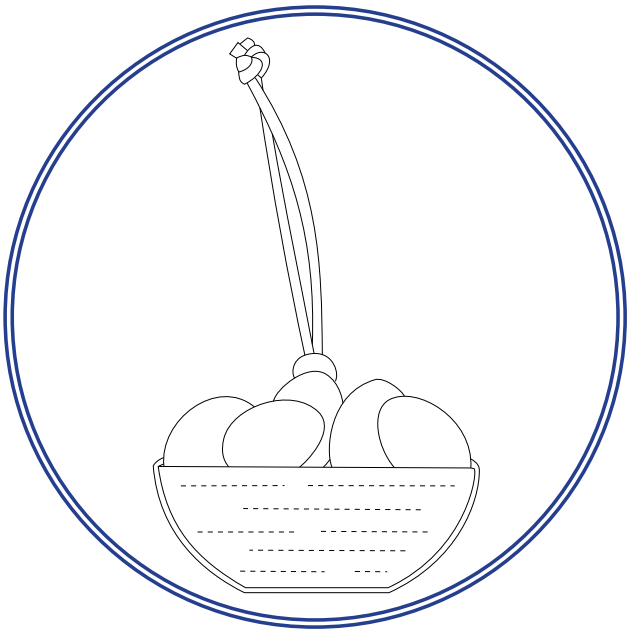
Fairy's Fingers
www.fairysfingers.com



© 2025 Carole Meunier pour Fairy's Fingers


Patrons et tutoriels destinés uniquement à un usage personnel, vous ne devez ni le reproduire, le partager, le distribuer gratuitement ou le vendre.

The egg basket




Supplies:

- 1 mm cardboard
- Brown fabric for the front
- Fancy fabric for the back
- Fleece and wadding
- Felt (5 colors)
- Dark brown embroidery thread and colors matching the felts
- 42 cm of cord for the circumference
- 1 Bead

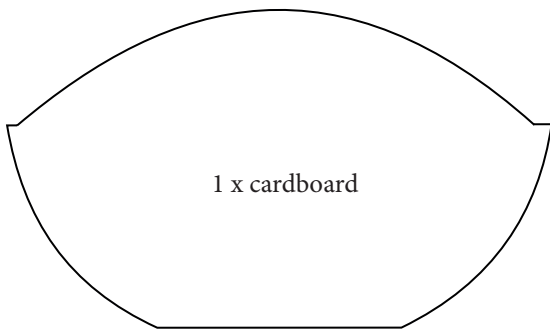


1 x cardboard
1 x fleece

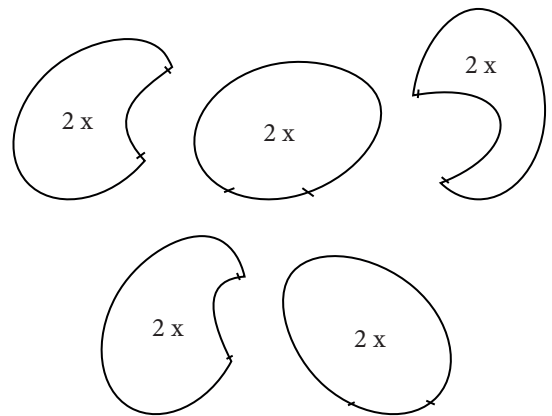
Egg position



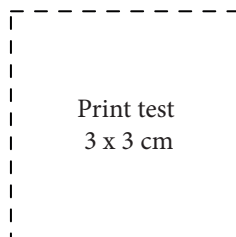
Blanket stitch
1 thread



1 x cardboard



Felt



Print test
3 x 3 cm